

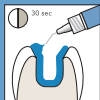
# SAREMCO Dental restorative system

1

etch



cmf etch  
(optional)



etch



rinse  
thoroughly



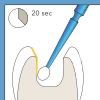
dry  
with oilfree  
air, keep dry

2

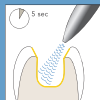
bond



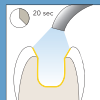
els unibond



apply  
and massage



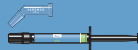
dry  
with oilfree,  
air, keep dry



cure

Note: els unibond (step 2) is a self-etching-adhesive and is applicable with all common etch techniques (non-etch, selective etch, total etch, etc.).

# 3



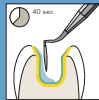
els flow



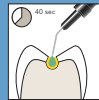
els extra low shrinkage®



line and cure  
(els flow optional)



restore and cure  
layer by layer



restore and cure  
(small cavities)  
els flow

## restore

Exposure time for increments of 2mm

| light power           | ≥ 500 mW/cm <sup>2</sup> | ≥ 800 mW/cm <sup>2</sup> |
|-----------------------|--------------------------|--------------------------|
| els incisal colours   | 20 sec.                  | 20 sec.                  |
| els opaque colours    | 40 sec.                  | 30 sec.                  |
| els all other colours | 40 sec.                  | 20 sec.                  |